

REGULAR FEBRUARY MEETING

The regular meeting was held on 16 February. The business portion included reports that the building rental terms and fee were unchanged for 2013, and that several club and director insurance issues were still being followed up. Dave Bell also provided some guidelines on how to upload member pictures to the revised website – limit of 24 pictures. The April meeting with Steven Hogbin will be held in Southampton on 20th April starting at 9:00am SHARP - the availability of Mike Brazeau for the March meeting will be confirmed shortly. The club will also communicate with Craft Supplies to see if the discount voucher program from years ago can be re-instated.

Executive Members

President
David Bell

Vice President
Dirk Hoogendoorn

Secretary
Bob Dyck

Treasurer
Marion Gibson

Other Offices

Web Master
Carl Durance

Newsletter Editor
Bob Dyck

Librarian
Stu Grigg

Inside This Issue

Show and Tell

Dave Bell on Finials

Bruce County Museum
Heritage Day

Upcoming Events

Reminder to members : Some 2013 membership dues are still outstanding. Please see Marion the next meeting.

The business meeting was followed by a Show and Tell session, and a demonstration by Dave Bell on the basics of making finials. The morning ended with a raffle of donated items from the members.

SHOW AND TELL

Dirk Hoogendoorn found a good project for nice piece of spalted maple.



Bob Dyck showing another epoxy inlay project. A purple heart pattern with a Manitoba maple base. Bob uses thumb cleverly to cover up crack in the wood.



Peter Fabricious's final project. The one tiny loose ring was impressive.

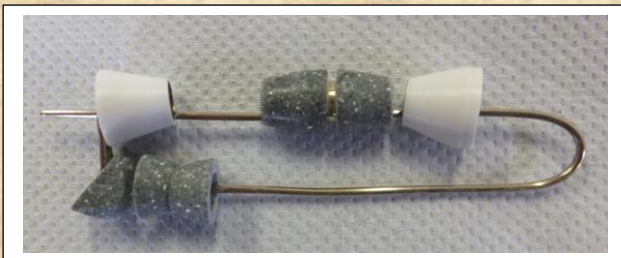


Peter describing how this project started with a block of wood "this big".



Peter discovering the meaning of "going too far". Maybe time to borrow some Alumilite filler from Dave.

The picture below clearly shows why you would never go over to Peter's place for a glass of wine – the wine glass on the right is the "guest glass". A full ¼" high - holds less than a micro-millilitre – not even a drop !! He compensates volume with atmosphere by using a candle in his candle holder shown on the left.




Some homemade bushings Peter made up using Corion.






Some more of Peter's finials and balls for any occasion.



Pres. Dave showing some of the Alumilite treated boxes he made.



Also looks like Dave has taken up sport of curling ? (about 1 1/2" across).

www.gbwg.ca



Some members giving the Show and Tell items very close scrutiny.






The raffle table.



DAVE BELL DOES FINIAL DEMO

Dave started with approximately a 2" x 2" x 8" block of maple, initially turning between centers to put on a tenon. Dave emphasized the importance of using very straight/tight-grain wood for finials. For example, oak would NOT be a good choice. The other thing he emphasized was to use very sharp tools. After grinding, Dave used a diamond stone to hone the tool edge. It is important to leave a heavy mass of wood, turning the finial at the free end. And, sand the project as you go while there is still material strength. Mostly I think Dave used fingernail grind chisels.

Dave also used a "Cindy Drozda" vortex tool for some fine decoration. If you want to check out the tool, have a look at www.cindydrozda.com. The website has some quite funny videos of Cindy "turning" kohlrabis and cauliflower, but also shows how her vortex tool can be used for very fine work.


To give you some idea of what Dave's demo was all about, have a look at the following pictures, presented in sequence. I must admit, as someone who has been terrified of trying to make something finer than a "1/2 in. finial", this demonstration was encouragement to give it a shot. Thanks again, Dave.





Dave checking if finial meets the triangulation rule, top to bottom.

The final product.



The Cindy Drozda vortex tool. Check it out on : www.cindydrozda.com.

HERITAGE DAY AT THE BRUCE COUNTY MUSEUM

The GBWG was asked to provide a woodturning demonstration on 18 February Heritage Day at the Bruce County Museum in Southampton. It was simply one of numerous family activities for the site that day. Chris Fleming, Dirk Hoogendoorn, and Bob Dyck set up a couple of lathes and Dirk and Bob turned a few projects throughout the day. Both Dirk and Bob also brought along some examples of previous work. Chris stayed to answer any questions people had. About 700 people attended the function, and fair to say, there was considerable interest in the wood turning. Of course the best part was the free coffee and ½ price hot dogs !


Some club information handouts were available for pickup by those interested, and people could enter a draw for a free 1 year membership. Larry Downey from Port Elgin was the winner. Please welcome him as a new member.



Bruce County Museum, Southampton



Nancy White, our host and chief organizer.





UPCOMING CLUB EVENTS

16 March 2013 Tentatively Mike Brazeau, from Golden Horseshoe WG

20 April 2013 Meeting with Steven Hogbin, Southampton

OTHER EVENTS

23-24 March 2013 Totally Turning 2013, Sarasota Springs, NY
www.totallyturning.com

26-28 April 2013 Southern States XIII Wood Turning Symposium
Catersville, Georgia
www.southernstatessymposium.org

28-30 June 2013 27th AAW International Woodturners Symposium
Tampa, Florida
www.woodturner.org

