

**February Meeting**

There was some discussion about the future availability of our fire hall meeting space, as the Town of Kincardine may be wanting to make some changes to the building usage. Dave Bell reminded members present that Michael Hosaluk will be at the club for a demo on Sunday 6<sup>th</sup> April. If you want to learn about his work and credentials in advance, check out the following website [www.michaelhosaluk.com](http://www.michaelhosaluk.com) or simply do a Google search. Dave Bell also requested volunteers to take inventory of all materials in the club.

A brief Show and Tell session was held followed by a demonstration by David Leigh.

**Executive Members**

President  
David Bell

Vice President  
Dirk Hoogendoorn

Secretary  
Bob Dyck

Treasurer  
Don Turcotte

**Other Offices**

Web Master  
Carl Durance

Newsletter Editor  
Bob Dyck

Librarian  
Stu Grigg

**Inside This Issue**

Turning a Balustrade

Show and Tell

Upcoming Events

**David Leigh Demo on Turning a Balustrade**

David and his wife purchased an old Queen Anne style house in Kincardine some years ago. It is over 100 years old, and of course demanding some periodic maintenance. The house has a tile roof, and for interest David described the process for making repairs on it. His porch railing is also nearing end of life, so in preparation for replacing it, David has begun to turning the 40 or more balustrades that he will eventually need. He has selected poplar for the job following the advice of a local wood supplier, with the intent being to paint all of them eventually. He starts with a piece of approx. 4"x4" post about 3 feet long. The ends are left square, and David then reproduces the original pattern of the balustrade on the lathe. An ambitious project.



A finished balustrade that mimics the original pattern, that David had finished previously.



David rounding the post to correct diameter before starting with the pattern.



David checking his notes as he proceeds with his demo.



The various pattern sections have been marked with pencil on the rounded post, ready for turning.

David checking some dimensions with some calipers.

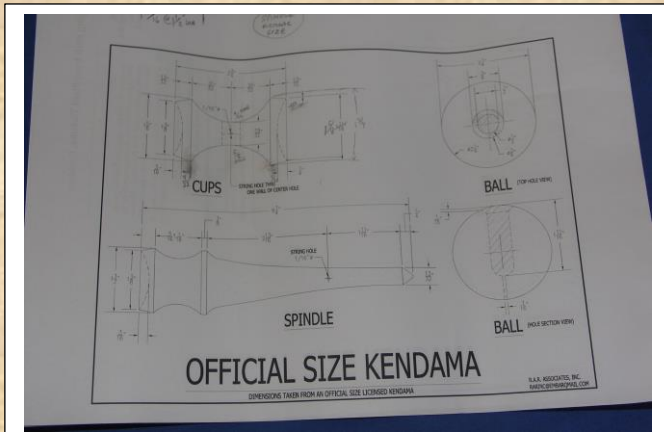


Peter volunteering a suggestion on tool positioning.




Chris and Helena getting close view of the project progress.

**Show and Tell**



Anyone want to try the new Olympic sport ? It's called "Kendama".




Peter Fabricius has just about finished making his first Kendama game. Next meeting he'll show us all how to play.



Peter's rendition of the "Ellsworth spirit form", using his home made hollowing tools, that got right into the corners.




Some more of Peter's home made tools.



Peter's 1<sup>st</sup> attempt (or 3<sup>rd</sup> ??) to make a "Golden Mean Wizard", applicable to all project dimensions. It was close to the 1.618 figure (or 0.618 as inverse), but a little variable, so no patent yet.




Some more of Dave Bell's duck calls (or goose calls, or moose calls, or wolf calls, or cat calls.....you name it !!)



Some of Dave's Alumilite pen blanks, with improved stabilization.

**Upcoming Events**



- **Next Meeting 15 March**
  - **Peter Fabricius** will do a demonstration of the EZ Threading Jig at the 15 March meeting. Also included will be a Sphere cutting Jig demo. Both of the jigs are from a Manufacturer in England.
  - Here are pictures of the jigs and the resulting threaded pieces



Threading Jig, 16TPI, with cutter



Ball Cutting Jig, sample ball



Some threaded spheres that Peter has made. He will show you how to do this at meeting on 15 March.

- **Sunday, 6 April**
  - Full day demo with **Michael Hosaluk** from Saskaton, SK
  - Details to follow
- **29,30 March**
  - Totally Turning Symposium, Saratoga Springs, New York
  - [www.totallyturning.com](http://www.totallyturning.com)

GREY-BRUCE

WOODTURNERS  
GUILD[www.gbwg.ca](http://www.gbwg.ca)