

April Meeting

Improvements to the club's video system were discussed, with general agreement that some new equipment needed. Also the club decided to purchase some foldable lathe tables for easier use at remote demo locations. A Show and Tell session was held, as well as a raffle of donated items. Dave Bell then gave members a demonstration on how to stabilize wood, either for the purpose of hardening soft or punky sections of wood, or for purposes of decoration and colouring.

Dave Bell Demo on Wood Stabilization

The process of stabilization essentially involves sucking the air and residual moisture out of a piece of dry wood using high vacuum, and displacing them with a stabilizing resin that later hardens or cures using heat activation. The resin can be used simply clear as received, or dyes can be added which then adds coloration to the wood. Multi coloured wood pieces can be obtained by repeating the process different colour dyes. Dave had many examples to show the beautiful effects that can be obtained.

Executive Members

President
David Bell

Vice President
Dirk Hoogendoorn

Secretary
Bob Dyck

Treasurer
Don Turcotte

Other Offices

Web Master
Carl Durance

Newsletter Editor
Bob Dyck

Librarian
Stu Grigg

Inside This Issue

Dave Bell on Stabilization

Show and Tell

Michael Hosaluk Workshop

Totally Turning 2014

Upcoming Events

Dave's basic equipment includes a good vacuum pump, a glass vacuum chamber where the sample is treated, and a toaster oven to cure the sample/resin. Dave prefers a resin product called "Cactus Juice" to treat the samples. Although the sample treatment time varies depending on the type and geometry of the wood, it typically is in the range of 30-60 minutes. Cure time for the sample in an oven could typically be 1-2 hours, or maybe a little longer, again depending on the sample.

Even after dyes are mixed in with the resin, the resin is stable in container jugs for a year or more. This is in contrast to many other resin products that will naturally harden if exposed to air. The application of heat above a threshold temperature is required for the curing to begin.




Members checking out Dave's stabilization setup.




A box of coloured stabilized samples, ready for turning.



Dave's glass vacuum chambers for "soaking" the samples.



A piece of wood degassing under vacuum while inserted in the Cactus Juice resin, causing solution to froth.



Dave's preferred resin product Cactus Juice.



Dave showing one of pen blanks he stabilized with 3 different coloured resins.



An alternative product to Cactus Juice.



An alternative wood hardener product recommended by some for use without a vacuum system.



Members getting closer look at Dave's setup.

Show and Tell

From Ray Fenton



From Carl Durance



From Dave Bell



Don Turcotte



Dirk Hoogendoorn



Bob Dyck

Michael Hosaluk Full Day Workshop


Michael Hosaluk, highly acclaimed wood turner/artist from Saskatoon, was at the club on 6th April for a full day of demonstrations. All members present took away new ideas for new projects, or ways and tips for improving one's own technique. He also brought along a broad selection of his previous work for members to examine closely and to generate ideas. Over the 6 or 7 hours, Michael started and finished around 8 or 10 projects, all ones that members could go home and try. Combined with his humour, it was truly an enjoyable day.



Michael Hosaluk setting up lathe for project.



A selection of Michael's projects.



Closer view of Michaels' work that he brought along.



Spinning top – a 2nd one made in about 17 seconds !



A French pastry roller.



Some fancy doorstops.



Simple example of off-centre turning.



Multi off-centre turned candlestick.



Supplying baseballs to the Blue Jays ?



GREY-BRUCE



Making a soup ladle.




Making a spatula.



A wooden ladies bracelet.



Carving some feet on a turned natural edge bowl.





Michael turning a "paper-thin" bowl, using backlight.



Pieces ready to be glued together for a whimsical piece of art.




Group photo of GBWG members with Michael Hosaluk.

Totally Turning 2014 – Sarasota Springs

Several GBWG members (Jeff Karl, Tony Moore, and Bob Dyck) went to the Totally Turning woodshow in Sarasota Springs New York on the weekend of 29th/30th March. The show consists of 2 days of demonstrations (8 timeslots, 6 demo choices each), along with vendor displays. In addition the local wood working chapter also sponsors several large galleries of member produced wood projects, all of very high quality and artistry. The event is well organized, and the demos were consistently of high quality. The demonstrators there were Rick Agar, David Marks, Rick Angus, Mark Sfirri, Dale Larson, Lyle Jamieson, David Nittmann, Joe Herrmann, John Franklin, Kurt Hertzog, Steve Sinner, Paul Petrie and Alan Cartar.

An Instant Gallery was also set up for attendees to bring pieces of their work for display. A few photos from the 2-day event follow.



Upcoming Events

- Next meeting : 17 May 2014

